



the LED lighting source™

COMMERCIAL • LANDSCAPE • ARCHITECTURAL • RESIDENTIAL

15 Brownridge Rd. Unit 6, Halton Hills, ON L7G 0C6 • 905-487-8192 • 1-877-LED-2DAY • SGILighting.com

Project: _____

Client: _____

Part #: FLEX - P - REG - ov - fin - lc - cri

Date: ____ dd / mm / yyyy Qty: _____

INSTALLATION

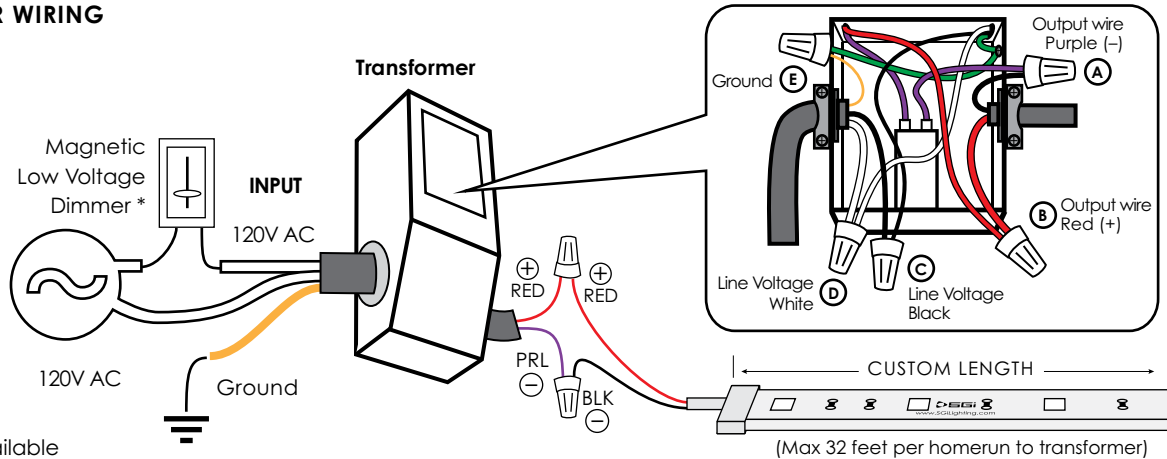
LED Flex Light • RegularBright • Wiring

LED FLEX – SINGLE COLOUR WIRING

To Start:

You will need:


- Marettes
- Clear silicone
- SGi LED Transformer(s)
- SGi LED Flex Light Strip(s)
- 12 to 18 AWG 2 conductor shielded cable



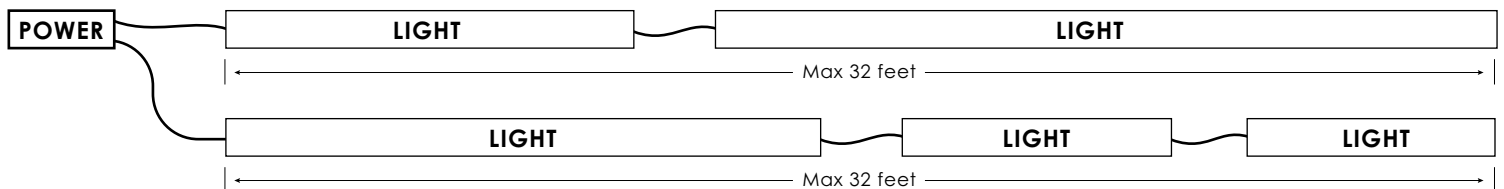
* Non-dimmable drivers are available

LED FLEX – WIRING CONFIGURATION EXAMPLES

The following illustrations are guides only. They are here to introduce general wiring configurations.



Homerun back to the power supply once LED Flex light reaches 32 feet



Customize with small jumpers to incorporate unique lengths into run. Homerun to power once run reaches 32 feet.

FLEX-REG-ov-fin-lc – POWER-36-24VDC-watt DIMMABLE (12VDC Power options available)

	20 Watt	40 Watt	60 Watt	96 Watt	150 Watt	200 Watt	300 Watt
Max linear ft	7 ft	14 ft	21 ft	35 ft*	54 ft*	72 ft*	109 ft*
Max cable distance between power & light	12AWG >300ft	12AWG 189ft	12AWG 126ft	12AWG 68ft	12AWG 46ft	12AWG 35ft	12AWG 23ft
	14AWG 238ft	14AWG 119ft	14AWG 79ft	14AWG 43ft	14AWG 29ft	14AWG 21ft	14AWG 14ft
	16AWG 149ft	16AWG 74ft	16AWG 49ft	16AWG 27ft	16AWG 18ft	16AWG 13ft	16AWG 9ft
	18AWG 94ft	18AWG 47ft	18AWG 31ft	18AWG 17ft	18AWG 11ft	18AWG 9ft	18AWG 6ft

* Every 32 linear feet of light must be home-run to a transformer.